




世界大学ランキング2019

Times Higher Education World University Rankings 2019

*TIMES HIGHER EDUCATION 公式サイトで2018年9月26日に公表されたデータを基に掲載しています
 THE公式サイト: <https://www.timeshighereducation.com/world-university-rankings>
 *Rank 2019 : 2018年9月発表のランキング、1258大学がランクイン。順位は「1001+位」まで
 *Rank 2018 : 2017年9月発表のランキング、1102大学がランクイン。順位は「1001+位」まで
 *1~200位は欄間に順位がつきます。201位以下は、400位までは約50校ごと、600位までは約100校ごと、
 1000位までは約200校ごと、1001+位は約250校と同順位として、います。同順位の場合は、原則としてアルファベット順に掲載しています
 * : 同順位の大学あり / NR : 前年ランクインしていない大学 /  : 日本の大学

順位 Rank 2019	順位 Rank 2018	教育機関 Institution	国/地域 Country/region	教育 Teaching	研究 Research	被引用論文 Citations	産業界からの収入 Industry Income	国際性 International Outlook	総合 Overall
1	1	University of Oxford	United Kingdom	91.8	99.5	99.1	67.0	96.3	96.0
2	2	University of Cambridge	United Kingdom	92.1	98.8	97.1	52.9	94.3	94.8
3	=3	Stanford University	United States	93.6	96.8	99.9	64.6	79.3	94.7
4	5	Massachusetts Institute of Technology	United States	91.9	92.7	99.9	87.6	89.0	94.2
5	=3	California Institute of Technology	United States	94.5	97.2	99.2	88.2	62.3	94.1
6	6	Harvard University	United States	90.1	98.4	99.6	48.7	79.7	93.6
7	7	Princeton University	United States	89.9	93.6	99.4	57.3	80.1	92.3
8	12	Yale University	United States	91.6	93.5	97.8	51.5	68.3	91.3
9	8	Imperial College London	United Kingdom	85.8	87.7	97.8	67.3	97.1	90.3
10	10	University of Chicago	United States	90.2	90.1	93.0	41.4	70.9	90.2
11	=10	ETH Zurich	Switzerland	83.3	91.4	93.8	56.1	98.2	89.3
=12	13	Johns Hopkins University	United States	81.9	90.5	98.5	95.5	71.9	89.0
=12	=10	University of Pennsylvania	United States	87.4	89.2	98.4	70.3	63.6	89.0
14	16	UCL	United Kingdom	79.1	90.1	95.9	42.4	95.8	87.8
15	18	University of California, Berkeley	United States	78.7	92.3	99.7	49.3	69.8	87.7
16	14	Columbia University	United States	85.4	83.1	98.8	44.8	79.0	87.2
17	15	University of California, Los Angeles	United States	82.6	87.9	97.8	49.4	62.1	86.4
18	17	Duke University	United States	84.1	78.8	98.2	100.0	61.0	85.4
19	17	Cornell University	United States	79.7	85.4	97.4	36.9	71.8	85.1
20	21	University of Michigan	United States	80.0	85.9	96.0	45.9	58.0	84.1
21	=22	University of Toronto	Canada	75.8	86.3	92.8	50.3	82.8	84.0
22	30	Tsinghua University	China	87.7	94.1	74.8	99.8	45.0	82.8
23	=22	National University of Singapore	Singapore	77.3	88.8	78.9	67.6	95.5	82.4
24	24	Carnegie Mellon University	United States	69.0	81.2	99.3	48.1	79.4	82.0
25	20	Northwestern University	United States	83.6	83.6	97.8	78.8	63.0	81.7
26	=25	London School of Economics and Political Science	United Kingdom	71.0	83.1	91.0	34.8	92.5	81.3
27	=27	New York University	United States	77.7	76.1	96.6	38.9	65.0	81.0
28	=25	University of Washington	United States	70.7	79.7	98.9	47.6	59.3	80.4
29	=27	University of Edinburgh	United Kingdom	69.2	73.7	96.8	38.2	93.3	79.8
30	31	University of California, San Diego	United States	65.4	79.2	98.2	96.0	59.9	79.7
31	=27	Peking University	China	88.8	80.4	76.7	48.3	56.5	79.2
=32	=34	LMU Munich	Germany	69.9	76.1	90.2	100.0	65.6	78.3
=32	32	University of Melbourne	Australia	68.0	73.4	90.3	74.0	93.1	78.3

34	33	Georgia Institute of Technology	United States	62.5	76.1	95.1	62.2	77.1	77.5
35	=38	Ecole Polytechnique Fédérale de Lausanne	Switzerland	66.5	66.5	92.8	69.1	98.7	76.9
36	40	University of Hong Kong	Hong Kong	72.6	78.4	73.7	56.5	99.7	76.3
37	=34	University of British Columbia	Canada	60.8	72.6	92.8	42.9	93.9	76.0
38	36	King's College London	United Kingdom	61.1	68.7	95.2	45.9	95.3	75.8
39	49	University of Texas at Austin	United States	68.8	74.2	94.8	48.7	38.0	75.4
40	=38	Karolinska Institute	Sweden	56.1	72.1	96.2	66.6	77.5	74.9
41	=72	Paris Saclay University - Paris Saclay University Paris	France	74.3	67.8	82.2	49.8	78.3	74.4
	42	The University of Tokyo	Japan	84.0	87.2	61.3	67.2	35.9	74.1
43	43	University of Wisconsin-Madison	United States	70.3	71.0	89.9	46.8	45.6	73.9
=44	41	McGill University	Canada	64.1	69.4	86.3	42.3	89.4	73.7
=44	42	Technical University of Munich	Germany	62.9	68.6	88.3	100.0	70.5	73.7
46	44	Hong Kong University of Science and Technology	Hong Kong	56.8	67.6	93.9	66.8	84.7	73.5
47	45	Heidelberg University	Germany	66.1	59.0	95.9	55.6	65.7	73.2
48	47	KU Leuven	Belgium	56.9	70.4	88.9	99.9	70.1	72.6
49	48	Australian National University	Australia	55.5	70.6	87.3	49.1	95.0	72.4
50	50	University of Illinois at Urbana-Champaign	United States	63.2	73.5	86.7	49.4	53.5	72.3
51	52	Nanyang Technological University, Singapore	Singapore	55.4	65.8	88.6	83.1	95.4	72.2
52	53	University of California, Santa Barbara	United States	50.9	65.0	98.8	83.4	67.0	71.5
53	=50	Brown University	United States	67.3	57.3	95.4	36.2	60.4	71.4
54	=50	Washington University in St Louis	United States	63.1	56.6	99.1	39.5	56.5	70.9
55	58	Chinese University of Hong Kong	Hong Kong	59.3	64.9	84.5	54.1	89.6	70.7
56	=56	University of North Carolina at Chapel Hill	United States	62.2	61.4	96.8	42.4	36.8	70.0
57	=54	University of Manchester	United Kingdom	57.7	62.0	87.2	46.0	90.1	69.2
58	53	Deft University of Technology	Netherlands	58.1	71.4	70.0	99.6	91.6	69.9
=59	64	Wageningen University & Research	Netherlands	49.2	53.6	96.8	100.0	81.7	68.5
=59	62	University of Amsterdam	Netherlands	50.1	61.9	92.3	42.9	74.0	67.9
63	=74	Seoul National University	South Korea	74.6	71.1	64.2	77.2	35.1	67.5
64	60	Purdue University	United States	61.6	68.6	71.1	64.6	71.8	67.4
	65	Kyoto University	Japan	75.9	77.5	55.0	95.6	31.1	67.3
66	66	University of Southern California	United States	53.2	56.6	93.8	39.2	66.3	67.0

67	62	Humboldt University of Berlin	Germany	64.1	65.8	72.6	41.8	67.2	66.9
68	67	Leiden University	Netherlands	46.5	62.4	87.3	74.6	74.1	66.3
69	62	University of Queensland	Australia	47.3	57.4	86.5	70.3	91.7	66.0
70	=75	Eerasmus University Rotterdam	Netherlands	40.6	55.7	97.2	56.8	84.5	65.8
=71	=56	University of Minnesota Twin Cities	United States	56.8	58.7	85.6	79.4	39.4	65.3
=71	=70	Ohio State University	United States	56.7	54.9	87.1	52.9	58.3	65.3
73	NR	Sorbonne University	France	63.2	53.1	80.6	39.0	67.3	65.1
=74	=70	Boston University	United States	56.3	44.8	96.8	36.5	62.3	65.0
=74	68	Utrecht University	Netherlands	43.8	61.2	90.7	62.9	63.1	65.0
76	72	University of Freiburg	Germany	50.5	53.1	85.8	100.0	71.6	64.7
77	78	McMaster University	Canada	44.0	48.2	94.3	93.5	80.5	64.4
78	76	University of Bristol	United Kingdom	44.8	48.6	96.1	40.5	86.3	64.3
=79	=83	University of Groningen	Netherlands	42.5	54.4	90.7	79.7	77.5	64.1
=79	91	University of Warwick	United Kingdom	48.0	51.8	87.0	41.5	93.3	64.1
81	77	Pennsylvania State University	United States	53.2	62.5	81.1	50.8	46.4	63.8
=82	69	University of Maryland, College Park	United States	47.8	57.7	93.2	38.7	41.2	63.7
=82	=111	Sungkyunkwan University (SKKU)	South Korea	56.4	59.1	74.8	49.6	48.8	63.7
=84	98	Emory University	United States	56.0	39.7	98.4	33.9	63.6	63.6
=84	=80	Monash University	Australia	46.1	53.7	83.8	74.1	88.7	63.6
86	=86	Rice University	United States	50.9	40.4	97.9	44.6	75.1	63.5
=87	79	RWTH Aachen University	Germany	56.7	60.7	71.3	98.8	56.2	63.3
=87	=86	Uppsala University	Sweden	44.3	55.7	87.7	77.3	67.4	63.3
89	94	University of Tubingen	Germany	50.0	54.4	84.9	67.0	62.6	63.2
=90	108	Charite - Universitaetsmedizin Berlin	Germany	47.6	46.1	93.2	87.8	63.1	63.0
=90	126	University of Montreal	Canada	47.8	50.2	84.6	74.3	85.0	63.0
=93	136	University of Zurich	Switzerland	46.5	46.4	89.6	53.4	91.4	63.0
=93	=80	University of Glasgow	United Kingdom	41.2	48.3	93.6	40.1	92.3	62.8
=93	=83	Michigan State University	United States	56.5	54.2	79.8	37.9	62.9	62.8
=93	132	University of Science and Technology of China	China	62.3	54.7	77.1	89.2	31.6	62.8
=96	99	University of California, Irvine	United States	44.5	47.6	94.6	60.8	69.3	62.7
=96	85	University of New South Wales	Australia	45.0	54.1	82.3	52.4	92.6	62.5
98	93	Lund University	Sweden	41.9	53.2	87.4	78.0	77.3	62.5
=99	89	Dartmouth College	United States	59.6	38.9	95.9	41.3	40.1	62.4
=99	90	University of Helsinki	Finland	46.2	57.6	87.5	37.4	54.4	62.4
101	=177	Zhejiang University	China	69.4	68.4	47.9	100.0	52.4	62.1
102	=95	Korea Advanced Institute of Science and Technology (KAIST)	South Korea	61.7	59.3	67.8	99.9	35.7	61.8
103	=95	University of Basel	Switzerland	43.1	39.4	90.1	99.4	96.1	61.5
104	86	Free University of Berlin	Germany	61.3	64.3	57.2	42.4	74.0	61.4
105	116	Fudan University	China	63.7	57.2	68.9	43.1	87.2	61.2
106	104	University of Sheffield	United Kingdom	46.0	46.0	86.5	44.1	47.7	61.0
107	=113	University of Virginia	United States	53.8	41.1	92.7	44.1	47.7	61.0
108	115	Ecole Polytechnique	France	58.6	46.6	68.2	70.6	94.0	60.8
109	=123	Georgetown University	United States	56.0	36.0	93.2	64.6	46.9	60.7
=110	=105	University of Bonn	Switzerland	45.1	41.7	85.5	83.1	86.5	60.3
=110	=100	University of Bonn	Germany	48.4	40.7	89.9	87.4	59.7	60.3
=110	=119	City University of Hong Kong	Hong Kong	43.7	46.3	80.6	63.2	99.8	60.3

=110	=100	University of Pittsburgh	United States	47.8	44.5	95.9	40.4	38.2	60.3
=114	=100	University of Colorado Boulder	United States	45.0	43.2	96.5	39.2	46.4	59.9
=116	97	Durham University	United Kingdom	44.7	47.0	82.0	37.7	90.9	59.9
=116	=141	University of Birmingham	United Kingdom	38.9	43.3	91.5	39.8	88.5	59.7
=116	=109	University of Copenhagen	Denmark	44.2	39.4	90.8	45.8	83.2	59.7
118	=126	University of Southampton	United Kingdom	39.7	42.0	90.2	40.7	93.9	59.6
119	=137	University of York	United Kingdom	41.2	45.7	86.4	36.2	84.9	59.3
120	=117	Trinity College Dublin	Ireland	43.7	47.0	79.8	43.4	93.3	59.2
=121	146	University of Oslo	Norway	39.8	44.2	91.2	41.8	73.3	59.1
=121	=105	Vanderbilt University	United States	46.5	39.4	96.6	47.0	41.9	59.1
=123	=109	Aarhus University	Denmark	37.0	51.4	84.2	63.0	75.3	59.0
=123	=126	Arizona State University	United States	42.7	47.4	88.7	38.6	58.6	59.0
=123	=113	University of Göttingen	Germany	48.8	48.9	81.2	36.1	59.7	59.0
=123	125	University of Mannheim	Germany	42.7	51.3	82.5	62.5	60.0	59.0
=123	122	Radboud University Nijmegen	Netherlands	35.2	49.8	88.8	43.0	76.6	59.0
=128	129	Université Catholique de Louvain	Belgium	38.1	51.4	82.1	55.1	79.7	58.9
=128	103	Maastricht University	Netherlands	38.8	47.1	79.6	43.0	97.0	58.9
130	121	Queen Mary University of London	United Kingdom	31.9	38.9	97.6	49.8	96.1	58.8
131	92	Technical University of Berlin	Germany	50.0	54.1	67.5	94.2	64.4	58.7
=132	=119	University of Alberta	Canada	47.4	48.2	73.0	59.		

順位 Rank 2019	順位 Rank 2018	教育機関 Institution	国/地域 Country/region	教育 Teaching	研究 Research	被引用論文 Citations	産業界への収入 Income	国際性 International Outlook	総合 Overall
=159	161	University of Arizona	United States	43.4	43.0	85.5	49.4	44.8	56.2
=159	=165	University of Würzburg	Germany	38.1	42.6	87.3	59.8	57.9	56.2
=161	184	Suola Normale Superiore di Pisa	Italy	57.7	37.6	75.7	35.2	51.0	56.0
=161	=147	University of Sussex	United Kingdom	33.0	37.3	90.0	31.5	92.7	56.0
=163	=153	University of Rochester	United States	45.1	31.0	90.8	41.5	63.7	55.9
=163	=153	Technical University of Denmark	Denmark	40.2	38.6	79.1	64.4	92.3	55.9
165	=143	University of St Andrews	United Kingdom	42.3	40.2	76.4	36.4	96.3	55.8
166	=165	Vrije Universiteit Amsterdam	Netherlands	34.4	41.4	89.5	54.3	64.2	55.7
=167	=162	University of California, Santa Cruz	United States	33.5	36.0	99.1	39.5	53.2	55.6
=167	=141	Eindhoven University of Technology	Netherlands	44.6	46.6	66.4	99.6	77.4	55.6
=167	=159	University of Leicester	United Kingdom	30.5	33.8	95.2	37.3	91.2	55.6
170	=198	National Taiwan University	Taiwan	54.9	56.8	59.4	63.2	34.6	55.5
=171	=175	Newcastle University	United Kingdom	32.9	39.6	86.6	41.6	88.2	55.4
=171	=159	Texas A&M University	United States	51.6	54.6	61.1	47.5	53.4	55.4
=173	=182	Hong Kong Polytechnic University	Hong Kong	42.4	49.0	68.3	43.4	83.2	55.3
=173	=150	University of Notre Dame	United States	50.4	41.9	75.5	37.9	53.5	55.3
175	=162	University of Erlangen-Nuremberg	Germany	41.5	43.5	78.6	86.9	52.4	55.2
=176	152	University of Lausanne	Switzerland	32.5	44.1	77.5	67.3	92.7	54.9
=176	201-250	University of Ottawa	Canada	39.1	39.3	81.6	43.2	77.0	54.9
=176	172	Rutgers, The State University of New Jersey	United States	45.4	44.5	77.4	39.8	50.4	54.9
179	168	University of Alabama at Birmingham	United States	39.4	32.9	95.7	65.9	36.6	54.8
180	201-250	University of Bologna	Italy	51.2	32.6	82.7	43.9	49.2	54.7
=181	190	Aalto University	Finland	40.5	37.7	79.6	49.6	78.4	54.5
=181	201-250	George Washington University	United States	49.9	30.6	85.0	34.5	53.5	54.5
=181	=177	University of Liverpool	United Kingdom	32.2	35.9	87.5	39.4	91.5	54.5
=184	=173	University of Münster	Germany	40.7	43.2	81.2	51.6	47.8	54.4
=184	193	Northeastern University	United States	37.0	26.5	96.3	37.2	74.0	54.4
=184	=179	University of Twente	Netherlands	40.8	47.0	64.5	81.6	89.3	54.4
=187	=162	Gardiff University	United Kingdom	33.6	37.1	86.3	37.2	82.7	54.2
=187	=173	KTH Royal Institute of Technology	Sweden	43.7	44.6	66.4	50.4	86.3	54.2
189	201-250	University of Konstanz	Germany	39.4	45.1	74.2	69.6	63.7	54.1
=190	201-250	University of Duisburg-Essen	Germany	35.3	32.2	91.9	71.2	58.9	54.0
=190	=188	University of East Anglia	United Kingdom	28.2	30.9	96.2	35.3	87.4	54.0
=190	=188	Shanghai Jiao Tong University	China	60.2	54.8	46.2	78.5	49.4	54.0
=190	201-250	Western University	Canada	41.5	36.1	78.0	59.8	77.6	54.0
=194	201-250	Aalborg University	Denmark	30.7	37.7	88.9	47.1	73.9	53.9
=194	201-250	Paris Diderot University - Paris 7	France	46.4	19.5	93.1	34.0	72.0	53.9
196	201-250	University of Technology, Sydney	Australia	32.2	41.8	76.4	52.2	95.4	53.6
197	201-250	University of Bergen	Norway	30.7	30.6	94.0	36.5	77.9	53.3
198	201-250	Korea University	South Korea	48.4	50.1	58.1	98.3	50.7	53.2
=199	201-250	University of Calgary	Canada	34.6	34.4	84.1	55.7	76.6	53.1
=199	194	Lomonosov Moscow State University	Russian Federation	77.7	59.8	16.2	89.1	63.7	53.1
201-250	201-250	University of Antwerp	Belgium	35.1	38.0	75.2	74.5	67.9	49.5-53.0
201-250	192	University of Auckland	New Zealand	30.1	40.7	76.5	61.6	91.7	49.5-53.0
201-250	201-250	University of Barcelona	Spain	37.7	32.3	85.1	40.1	52.6	49.5-53.0
201-250	251-300	University of Bath	United Kingdom	32.0	31.7	77.8	38.2	89.8	49.5-53.0

順位 Rank 2019	順位 Rank 2018	教育機関 Institution	国/地域 Country/region	教育 Teaching	研究 Research	被引用論文 Citations	産業界への収入 Income	国際性 International Outlook	総合 Overall
201-250	251-300	Brandeis University	Germany	35.4	40.0	79.3	53.4	46.4	49.5-53.0
201-250	201-250	University at Buffalo	United States	28.5	23.6	99.9	34.6	52.4	49.5-53.0
201-250	251-300	University of California, Riverside	United States	40.7	34.6	73.1	43.3	63.8	49.5-53.0
201-250	=198	Chalmers University of Technology	United States	29.5	31.6	92.7	41.0	65.6	49.5-53.0
201-250	201-250	Copenhagen Business School	Denmark	41.1	40.7	60.7	71.0	81.5	49.5-53.0
201-250	201-250	University of Colorado Denver	Ireland	24.8	32.3	88.0	41.3	92.2	49.5-53.0
201-250	187	University of Dundee	United Kingdom	23.7	30.5	94.1	46.8	80.3	49.5-53.0
201-250	251-300	École des Ponts ParisTech	France	40.1	25.6	76.8	59.8	82.7	49.5-53.0
201-250	=182	École Normale Supérieure de Lyon	France	42.7	41.2	70.3	43.7	64.9	49.5-53.0
201-250	201-250	University of Fribourg	Switzerland	33.9	34.4	73.3	60.3	87.5	49.5-53.0
201-250	=195	University of Gothenburg	Sweden	25.8	39.8	92.0	39.4	62.9	49.5-53.0
201-250	201-250	University of Hawaii 'i at Manoa	United States	35.5	37.1	75.0	50.6	64.4	49.5-53.0
201-250	=175	Université Libre de Bruxelles	Belgium	29.4	41.8	79.9	43.6	85.9	49.5-53.0
201-250	=179	Université de Luxembourg	Luxembourg	29.5	30.6	87.7	42.8	99.7	49.5-53.0
201-250	251-300	Macquarie University	Australia	33.4	37.3	71.3	46.2	81.6	49.5-53.0
201-250	191	University of Massachusetts Lowell	United States	36.6	28.7	89.5	50.0	58.4	49.5-53.0
201-250	201-250	Medical University of Vienna	Austria	32.1	21.9	90.5	49.7	78.8	49.5-53.0
201-250	301-350	Medical University of Graz	Austria	30.2	24.4	89.0	39.3	73.2	49.5-53.0
201-250	186	University of Miami	United States	41.6	25.2	86.2	39.3	60.4	49.5-53.0
201-250	201-250	University of Otago	New Zealand	27.9	30.7	82.6	37.4	89.5	49.5-53.0
201-250	351-400	University of Padua	Italy	39.9	27.7	83.7	37.5	42.4	49.5-53.0
201-250	181	Paris-Sud University	France	36.5	33.7	87.6	34.3	64.5	49.5-53.0
201-250	201-250	University of Passau	Germany	31.4	35.9	89.1	44.3	57.0	49.5-53.0
201-250	201-250	University of Potsdam	Germany	37.2	39.2	74.3	43.1	55.3	49.5-53.0
201-250	201-250	Queen's University Belfast	United Kingdom	27.5	32.6	87.6	36.7	96.3	49.5-53.0
201-250	201-250	Queen's University of Technology	Australia	28.6	37.9	81.3	56.7	79.9	49.5-53.0
201-250	201-250	University of Reading	United Kingdom	34.3	34.3	75.8	39.0	91.2	49.5-53.0
201-250	201-250	Royal College of Surgeons in Ireland	Ireland	30.7	24.5	91.3	45.7	91.5	49.5-53.0
201-250	201-250	University of South Australia	Australia	30.5	37.1	68.1	79.7	92.9	49.5-53.0
201-250	201-250	University of Tampere	Finland	28.0	32.5	91.0	50.7	43.7	49.5-53.0
201-250	201-250	Tel Aviv University	Israel	43.3	52.0	64.4	49.5	51.2	49.5-53.0
201-250	195	Tilburg University	Netherlands	38.7	48.1	66.2	54.3	76.6	49.5-53.0
201-250	201-250	Ulsan National Institute of Science and Technology	South Korea	24.5	34.5	66.3	70.1	49.7	49.5-53.0
201-250	201-250	Via-Salute San Raffaele University	Italy	36.5	23.8	97.1	35.1	46.0	49.5-53.0
201-250	201-250	University of Waterloo	Canada	32.2	39.7	69.3	43.3	82.4	49.5-53.0
201-250	201-250	William & Mary	United States	47.8	19.8	86.7	34.6	34.5	49.5-53.0
201-250	251-300	University of the Witwatersrand	South Africa	27.7	40.8	81.0	100.0	74.2	49.5-53.0
201-250	251-300	University of Wollongong	Australia	30.3	33.5	75.7	52.8	90.9	49.5-53.0

順位 Rank 2019	順位 Rank 2018	教育機関 Institution	国/地域 Country/region	教育 Teaching	研究 Research	被引用論文 Citations	産業界への収入 Income	国際性 International Outlook	総合 Overall
201-250	201-250	Yonsei University (Seoul campus)	South Korea	50.8	51.1	50.6	97.2	56.9	49.5-53.0
251-300	301-350	Brighton and Sussex Medical School	United Kingdom	21.0	19.0	100.0	34.0	74.2	46.4-49.4
251-300	351-400	University of Canberra	Australia	20.0	27.7	95.0	37.4	68.0	46.4-49.4
251-300	201-250	University of Cincinnati	United States	37.2	31.0	82.6	40.3	59.8	46.4-49.4
251-300	251-300	Clark University	United States	25.1	25.5	89.2	34.3	58.9	46.4-49.4
251-300	251-300	Colorado School of Mines	United States	32.9	27.8	84.4	50.5	42.7	46.4-49.4
251-300	251-300	Dalhousie University	Canada	25.5	29.0	79.0	45.6	83.7	46.4-49.4
251-300	201-250	University of Delaware	United States	26.5	37.4	77.4	91.5	46.2	46.4-49.4
251-300	201-250	University of Essex	United Kingdom	31.8	31.7	68.3	34.8	96.6	46.4-49.4
251-300	301-350	Flinders University	Australia	25.7	29.6	78.7	37.6	86.7	46.4-49.4
251-300	201-250	Florida State University	United States	38.4	40.0	70.9	39.5	43.0	46.4-49.4
251-300	251-300	Goethe University Frankfurt	Germany	34.0	29.6	76.5	43.8	59.1	46.4-49.4
251-300	251-300	Griffith University	Australia	24.5	31.3	79.9	42.8	82.9	46.4-49.4
251-300	201-250	University of Iceland	Iceland	19.3	29.6	86.9	57.9	62.6	46.4-49.4
251-300	251-300	University of Illinois at Chicago	United States	44.6	30.8	71.4	42.7	55.3	46.4-49.4
251-300	251-300	Indian Institute of Science	India	56.7	51.4	41.7	50.7	20.2	46.4-49.4
251-300	NR	Jacobs University	Germany	40.7	33.0	62.4	64.0	55.8	46.4-49.4
251-300	251-300	Johannes Gutenberg University of Mainz	Germany	36.7	23.0	80.3	60.0	60.0	46.4-49.4
251-300	251-300	Laval University	Canada	38.7	29.5	69.9	58.8	68.7	46.4-49.4
251-300	251-300	Laval University of Marburg	Germany	36.1	25.7	81.6	38.8	50.9	46.4-49.4
251-300	251-300	Moscow Institute of Physics and Technology	Russian Federation	50.4	43.5	47.6	99.9	59.1	46.4-49.4
251-300	301-350	University of Navarra	Spain	34.1	24.2	82.0	66.6	63.2	46.4-49.4
251-300	251-300	North Carolina State University	United States	37.3	34.3	69.8	43.4	55.9	46.4-49.4
251-300	251-300	Oregon Health and Science University	United States	35.1	16.5	99.5	45.0	25.6	46.4-49.4
251-300	201-250	Osaka University	Japan	54.7	51.2	35.7	58.4	33.4	46.4-49.4
251-300	251-300	University of Oulu	Finland	32.5	31.3	75.1	42.0	53.7	46.4-49.4
251-300	251-300	Queen's University	Canada	39.3	34.4	65.5	44.7	65.3	46.4-49.4
251-300	197	Royal Holloway, University of London	United Kingdom	30.4	26.7	80.0	37.3	92.9	46.4-49.4
251-300	201-250	Ruhr University Bochum	Germany	38.6	42.9	59.9	56.7	53.8	46.4-49.4
251-300	251-300	Stony Brook University	United States	55.9	53.5	37.0	39.5	32.7	46.4-49.4
251-300	301-350	Sapientia University of Rome	Italy	38.0	38.3	70.4	44.2	39.6	46.4-49.4
251-300	251-300	Simon Fraser University	Canada	24.6	33.4	75.4	47.0	91.2	46.4-49.4
251-300	251-300	University of Southern Denmark	Denmark	19.6	26.1	86.5	68.1	79.1	46.4-49.4
251-300	251-300	University of South Florida	United States	30.6	36.4	76.1	87.2	50.7	46.4-49.4
251-300	201-250	St. George's, University of London	United Kingdom	21.6	21.3	99.1	36.5	73.2	46.4-49.4
251-300	251-300	Stony Brook University	United States	34.2	22.4	83.8	35.7	70.2	46

順位 Rank 2019	順位 Rank 2018	教育機関 Institution	国/地域 Country/region	教育 Teaching	研究 Research	被引用論文 Citations	産業界への収入 Income	国際性 International Outlook	総合 Overall
301-350	301-350	Technical University of Dortmund	Germany	36.0	40.2	59.6	44.9	43.7	44.0-46.3
301-350	301-350	Technion Israel Institute of Technology	Israel	35.7	33.1	59.3	42.6	64.1	44.0-46.3
301-350	301-350	University of Tennessee, Knoxville	United States	33.7	23.2	82.2	41.3	44.7	44.0-46.3
301-350	301-350	Tulane University	United States	43.2	23.4	73.1	37.0	41.1	44.0-46.3
301-350	301-350	Umeå University	Sweden	24.0	29.4	80.9	36.9	62.5	44.0-46.3
301-350	301-350	Université de Veslesie Saint-Quentin-Yverles	France	18.3	22.9	35.7	35.7	62.2	44.0-46.3
301-350	301-350	Victoria University	Canada	21.9	28.0	71.6	43.0	86.5	44.0-46.3
301-350	301-350	Washington State University	United States	31.3	28.4	75.2	51.5	48.3	44.0-46.3
301-350	301-350	Wayne State University	United States	33.7	17.7	82.2	43.9	38.1	44.0-46.3
351-400	301-350	Aberystwyth University	United Kingdom	26.2	24.0	67.8	36.0	75.0	41.7-43.9
351-400	301-350	Aston University	United Kingdom	23.0	24.3	65.2	37.9	93.2	41.7-43.9
351-400	301-350	Autonomous University of Madrid	Spain	33.9	28.4	64.8	37.8	51.1	41.7-43.9
351-400	301-350	Babol Nosthivan University of Technology	Iran	13.6	21.3	100.0	47.8	16.0	41.7-43.9
351-400	NR	University of California, Merced	United States	16.2	20.5	96.4	37.8	40.1	41.7-43.9
351-400	351-400	City, University of London	United Kingdom	23.4	26.1	67.5	35.4	94.5	41.7-43.9
351-400	351-400	University of C�te d'Azur	France	27.1	16.5	74.5	38.8	82.4	41.7-43.9
351-400	351-400	University of Crete	Greece	18.0	19.1	87.9	39.8	79.6	41.7-43.9
351-400	351-400	University of Cyprus	Cyprus	20.7	26.4	68.0	49.0	47.8	41.7-43.9
351-400	301-350	Deakin University	Australia	23.3	28.8	67.9	38.3	81.3	41.7-43.9
351-400	301-350	Drexel University	United States	36.2	19.3	67.9	40.6	50.7	41.7-43.9
351-400	301-350	University of Eastern Finland	Finland	25.8	28.0	75.4	38.2	50.8	41.7-43.9
351-400	301-350	Free University of Bozen-Bolzano	Italy	19.3	12.6	87.2	34.5	74.5	41.7-43.9
351-400	351-400	Hanyang University	South Korea	39.1	40.0	44.1	86.1	59.8	41.7-43.9
351-400	401-500	Hokstra University	United States	37.9	12.7	84.7	34.0	29.4	41.7-43.9
351-400	401-500	Heuring University of Science and Technology	China	37.9	32.9	57.1	75.2	24.0	41.7-43.9
351-400	401-500	IMT Atlantique	France	31.9	22.2	59.8	90.4	75.6	41.7-43.9
351-400	NR	Indian Institute of Technology Indore	India	25.1	20.2	86.5	34.0	18.2	41.7-43.9
351-400	251-300	University of Innsbruck	Austria	26.7	19.9	71.1	43.7	97.4	41.7-43.9
351-400	301-350	Iowa State University	United States	28.8	32.2	63.7	49.5	55.5	41.7-43.9
351-400	401-500	Jordan University of Science and Technology	Jordan	15.2	7.8	98.3	36.9	63.6	41.7-43.9
351-400	351-400	Justus Liebig University Giessen	Germany	34.9	33.0	59.3	41.7	53.3	41.7-43.9
351-400	351-400	University of Kansas	United States	37.2	24.5	65.6	41.9	33.6	41.7-43.9
351-400	301-350	University of Kent	United Kingdom	23.7	23.4	69.8	34.4	90.8	41.7-43.9
351-400	401-500	Kyung Hee University	South Korea	33.9	38.3	50.3	86.9	64.7	41.7-43.9
351-400	351-400	Linkoping University	Sweden	24.1	19.2	79.1	43.8	64.0	41.7-43.9
351-400	351-400	University of Macau	Macao	26.2	29.8	60.3	45.4	99.3	41.7-43.9
351-400	401-500	Maynooth University	Ireland	20.8	27.7	73.1	78.9	41.7-43.9	
351-400	401-500	University of Modena and Reggio Emilia	Italy	31.3	19.3	78.4	37.1	31.9	41.7-43.9
351-400	NR	Nankai University	China	38.2	20.8	75.1	43.1	39.2	41.7-43.9
351-400	401-500	National Research Nuclear University MEPhI	Russian Federation	39.7	33.9	43.3	100.0	60.6	41.7-43.9
351-400	301-350	University of Nebraska-Lincoln	United States	32.2	26.2	66.5	39.5	54.7	41.7-43.9
351-400	251-300	Norwegian University of Science and Technology	Norway	25.2	28.5	67.8	37.9	60.8	41.7-43.9
351-400	NR	University of Perugia	Italy	17.0	20.6	90.8	45.4	44.3	41.7-43.9
351-400	301-350	Rensselaer Polytechnic Institute	United States	27.9	30.1	67.1	68.3	49.9	41.7-43.9
351-400	301-350	Rush University	United States	34.6	10.6	90.4	39.5	20.0	41.7-43.9

順位 Rank 2019	順位 Rank 2018	教育機関 Institution	国/地域 Country/region	教育 Teaching	研究 Research	被引用論文 Citations	産業界への収入 Income	国際性 International Outlook	総合 Overall
401-500	401-500	Hakkaido University	Japan	45.0	39.7	34.9	59.0	35.3	37.1-41.6
401-500	401-500	Hong Kong Baptist University	Hong Kong	23.3	14.3	64.2	36.6	89.5	37.1-41.6
401-500	351-400	Indian Institute of Technology Bombay	India	44.3	33.0	47.0	71.9	19.6	37.1-41.6
401-500	501-600	Indian Institute of Technology Poosha	India	34.9	29.6	53.4	82.9	16.2	37.1-41.6
401-500	NR	ISS Academy of Higher Education and Research	India	37.1	7.7	80.8	35.1	25.7	37.1-41.6
401-500	401-500	University of Jyvaskyky	Finland	27.7	29.3	59.7	36.0	51.5	37.1-41.6
401-500	401-500	University of Kaiserslautern	Germany	35.8	23.6	49.2	69.6	49.9	37.1-41.6
401-500	NR	University of Kentucky	United States	27.4	28.9	55.2	39.1	36.6	37.1-41.6
401-500	301-350	Koc University	Turkey	25.6	32.8	55.1	79.4	53.8	37.1-41.6
401-500	401-500	University of Kwazulu-Natal	South Africa	24.6	28.7	60.9	38.3	55.9	37.1-41.6
401-500	351-400	Kyushu University	Japan	46.2	39.8	34.0	77.3	37.0	37.1-41.6
401-500	351-400	Leibniz University of Hannover	Germany	36.4	27.0	46.5	48.0	45.7	37.1-41.6
401-500	401-500	University of Lille	France	19.8	22.8	64.1	38.6	58.5	37.1-41.6
401-500	301-350	Loughborough University	United Kingdom	31.6	31.3	51.4	38.5	79.6	37.1-41.6
401-500	401-500	University of Manitoba	Canada	26.6	31.0	63.8	41.6	53.0	37.1-41.6
401-500	401-500	Marche Polytechnic University	Italy	21.2	18.8	73.6	40.5	30.5	37.1-41.6
401-500	401-500	Middlesex University	United Kingdom	19.2	16.9	77.3	34.2	88.7	37.1-41.6
401-500	401-500	University of Montana	United States	23.3	19.8	79.0	38.1	46.1	37.1-41.6
401-500	401-500	University of Modena	Italy	37.9	20.4	68.0	34.6	26.6	37.1-41.6
401-500	401-500	Murdoch University	Australia	19.3	24.8	62.0	42.1	90.8	37.1-41.6
401-500	401-500	National Taiwan University of Science and Technology (Taipei)	Taiwan	30.5	42.7	37.6	66.2	39.3	37.1-41.6
401-500	301-350	National Tsing Hua University	Taiwan	31.2	35.6	55.8	50.6	33.2	37.1-41.6
401-500	401-500	University of Nebraska Medical Center	United States	37.5	11.6	60.6	37.8	43.8	37.1-41.6
401-500	NR	New Mexico Institute of Mining and Technology	United States	23.6	10.0	85.1	57.7	60.6	37.1-41.6
401-500	401-500	Northern Arizona University	United States	18.6	13.3	87.0	34.2	70.5	37.1-41.6
401-500	501-600	Northumbria University	United Kingdom	17.2	17.1	78.7	34.6	70.0	37.1-41.6
401-500	401-500	University of Oklahoma	United States	34.8	18.4	68.5	38.8	38.7	37.1-41.6
401-500	351-400	Orebro University	Sweden	16.5	21.0	86.3	35.3	38.3	37.1-41.6
401-500	351-400	University of Pavia	Italy	21.9	23.6	73.0	53.8	46.1	37.1-41.6
401-500	401-500	Plymouth University	United Kingdom	18.7	19.5	69.7	34.5	69.4	37.1-41.6
401-500	401-500	Polytechnic University of Turin	Italy	23.7	21.2	66.9	50.5	47.3	37.1-41.6
401-500	501-600	University of Porto	Portugal	27.5	27.2	55.7	38.8	50.5	37.1-41.6
401-500	501-600	University of Portsmouth	United Kingdom	16.7	15.3	69.3	34.3	86.1	37.1-41.6
401-500	401-500	Qatar University	Qatar	18.4	24.1	62.5	53.1	99.8	37.1-41.6
401-500	401-500	RMIT University	Australia	23.5	23.5	58.5	40.9	89.6	37.1-41.6
401-500	401-500	University of Rome II - Tor Vergata	Italy	22.6	16.6	74.6	36.3	45.3	37.1-41.6
401-500	401-500	University of Rome III	Italy	27.7	23.5	70.3	37.6	39.9	37.1-41.6
401-500	401-500	University of Rovira i Virgili	Spain	24.2	20.2	76.2	36.0	49.1	37.1-41.6
401-500	351-400	Royal Veterinary College	United Kingdom	24.5	17.3	69.0	40.1	84.7	37.1-41.6
401-500	401-500	University of St Gallen	Switzerland	32.0	19.5	57.6	43.0	96.3	37.1-41.6
401-500	401-500	University of Saskatchewan	Canada	35.7	26.0	43.6	75.0	70.7	37.1-41.6
401-500	401-500	Sciences Po	France	34.4	25.3	57.1	36.7	72.7	37.1-41.6
401-500	401-500	Semmelweis University	Hungary	24.2	12.0	66.4	36.0	77.9	37.1-41.6
401-500	401-500	University of Siegen	Germany	21.1	24.5	63.9	40.3	53.8	37.1-41.6
401-500	401-500	Saas, University of London	United Kingdom	44.4	36.9	27.8	34.1	78.9	37.1-41.6
401-500	351-400	University of South Carolina	United States	32.9	26.5	65.4	35.1	42.8	37.1-41.6

順位 Rank 2019	順位 Rank 2018	教育機関 Institution	国/地域 Country/region	教育 Teaching	研究 Research	被引用論文 Citations	産業界への収入 Income	国際性 International Outlook	総合 Overall
351-400	351-400	Sabanci University	Turkey	27.3	35.6	56.3	95.5	48.4	41.7-43.9
351-400	351-400	University of Salerno	Italy	17.5	17.4	93.9	37.7	33.1	41.7-43.9
351-400	401-500	University of Siena	Italy	36.9	20.3	69.7	36.6	42.5	41.7-43.9
351-400	301-350	University of Stirling	United Kingdom	21.4	25.0	75.9	35.6	78.7	41.7-43.9
351-400	301-350	University of Tasmania	Australia	24.6	31.3	80.2	50.6	86.2	41.7-43.9
351-400	351-400	Temple University of Pennsylvania	United States	34.0	16.3	83.2	37.1	37.5	41.7-43.9
351-400	351-400	University of Turku	Finland	25.3	29.3	73.8	36.5	52.0	41.7-43.9
351-400	501-600	United Arab Emirates University	United Arab Emirates	23.2	18.9	69.5	47.4	94.3	41.7-43.9
351-400	351-400	University of Vermont	United States	27.9	19.9	81.4	47.1	28.7	41.7-43.9
351-400	401-500	Western Sydney University	Australia	17.6	27.0	76.4	39.7	79.8	41.7-43.9
351-400	401-500	Wuhan University	China	48.0	34.1	47.9	87.3	39.8	41.7-43.9
351-400	351-400	York University	Canada	31.0	41.3	47.9	42.5	75.3	41.7-43.9
401-500	351-400	University of Alabama	United States	26.1	21.1	79.2	34.8	29.0	37.1-41.6
401-500	NR	University of Alabama in Huntsville	United States	20.7	21.3	67.1	68.2	44.8	37.1-41.6
401-500	501-600	American University of Beirut	Lebanon	27.9	14.6	66.2	39.3	88.3	37.1-41.6
401-500	501-600	Australian Catholic University	Australia	18.3	26.9	62.0	39.4	71.7	37.1-41.6
401-500	301-350	Bangor University	United Kingdom	24.9	21.6	67.7	35.6	81.6	37.1-41.6
401-500	NR	Polytechnic University of Bari	Italy	15.7	17.9	91.8	36.5	29.4	37.1-41.6
401-500	401-500	Polytechnic University of Bari	Italy	17.3	17.0	82.1	37.8	32.0	37.1-41.6
401-500	401-500	University of Bari Aldo Moro	Italy	30.8	18.5	60.6	40.6	82.8	37.1-41.6
401-500	401-500	CentralSales	France	32.3	28.5	44.3	80.6	82.8	37.1-41.6
401-500	401-500	CentraleSupélec	France	30.3	18.7	53.9	65.6	83.8	37.1-41.6
401-500	401-500	Charles University in Prague	Czech Republic	31.6	24.8	55.9	34.4	57.4	37.1-41.6
401-500	401-500	Claude Bernard University Lyon 1	France	23.5	21.9	63.5	38.6	55.7	37.1-41.6
40									

順位 Rank 2019	順位 Rank 2018	教育機関 Institution	国/地域 Country/region	教育 Teaching	研究 Research	被引用 論文 Citations	産業界 への 収入 Income	国際性 International Outlook	総合 Overall
501-600	601-800	Hacettepe University	Turkey	32.6	11.4	588	35.8	24.4	33.5-37.0
501-600	401-500	University of Hull	United Kingdom	23.1	21.5	556	36.1	74.3	33.5-37.0
501-600	601-800	Hunan University	China	22.2	21.2	612	52.0	19.8	33.5-37.0
501-600	NR	University of Idaho	United States	31.8	20.3	50.7	56.0	44.2	33.5-37.0
501-600	501-600	Indian Institute of Technology Delhi	India	43.3	19.8	48.5	32.6	17.4	33.5-37.0
501-600	501-600	Indian Institute of Technology Kanpur	India	37.8	24.6	38.0	98.2	19.0	33.5-37.0
501-600	501-600	Indian Institute of Technology Kharagpur	India	36.6	30.7	43.2	59.9	21.8	33.5-37.0
501-600	501-600	ITMO University	Russian Federation	30.7	20.5	48.0	68.5	54.6	33.5-37.0
501-600	501-600	Johannes Kepler University of Linz	Austria	34.7	17.7	48.5	54.8	62.6	33.5-37.0
501-600	NR	University of Kashan	Iran	16.1	16.9	74.3	35.1	18.3	33.5-37.0
501-600	501-600	Keel University	United Kingdom	20.0	22.4	58.9	35.3	70.6	33.5-37.0
501-600	501-600	Kent State University	United States	21.3	17.5	63.7	34.1	43.8	33.5-37.0
501-600	501-600	King Saud University	Saudi Arabia	23.7	28.2	39.4	93.3	80.9	33.5-37.0
501-600	NR	King Saud bin Abdulaziz University for Health Sciences	Saudi Arabia	31.0	7.4	62.1	35.2	65.9	33.5-37.0
501-600	601-800	University of La Laguna	Spain	24.3	11.5	62.3	35.1	46.7	33.5-37.0
501-600	501-600	Lappeenranta University of Technology	Finland	26.4	29.9	35.9	52.6	60.4	33.5-37.0
501-600	501-600	Lehigh University	United States	28.1	19.9	58.4	38.4	42.2	33.5-37.0
501-600	501-600	University of Limerick	Ireland	19.2	21.9	52.1	38.3	83.3	33.5-37.0
501-600	501-600	Lincoln University	New Zealand	23.0	19.6	43.5	52.4	93.1	33.5-37.0
501-600	501-600	Liverpool John Moores University	Portugal	23.1	25.6	52.4	38.8	52.3	33.5-37.0
501-600	501-600	Louisiana State University	United Kingdom	15.2	16.1	66.7	34.7	69.9	33.5-37.0
501-600	401-500	Massey University	United States	33.0	22.4	54.6	34.0	34.5	33.5-37.0
501-600	501-600	Memorial University of Newfoundland	Canada	18.5	18.5	62.8	49.4	71.4	33.5-37.0
501-600	501-600	Missouri University of Science and Technology	United States	23.7	23.8	54.7	53.8	61.0	33.5-37.0
501-600	501-600	Montana State University	United States	17.7	18.5	71.1	48.5	28.3	33.5-37.0
501-600	NR	Nanyang University of Information Science and Technology	China	15.2	13.7	73.1	38.0	28.1	33.5-37.0
501-600	501-600	National and Kapodistrian University of Athens	Greece	22.4	14.0	62.3	51.4	51.0	33.5-37.0
501-600	501-600	National Cheng Kung University (NCKU)	Taiwan	30.9	38.7	26.0	99.7	33.8	33.5-37.0
501-600	401-500	National Chiao Tung University	Taiwan	36.4	40.9	27.5	86.3	33.6	33.5-37.0
501-600	601-800	National Yang-Ming University	Taiwan	41.5	19.4	46.5	38.6	21.1	33.5-37.0
501-600	401-500	National Yang-Ming University	Taiwan	25.0	20.4	45.3	35.6	91.3	33.5-37.0
501-600	501-600	New Jersey Institute of Technology	United States	18.0	15.4	64.2	35.9	56.1	33.5-37.0
501-600	401-500	Norwegian University of Life Sciences	Norway	25.5	10.4	63.8	38.8	80.1	33.5-37.0
501-600	501-600	NOVA University of Lisbon	Portugal	26.4	24.5	45.6	46.8	59.9	33.5-37.0
501-600	401-500	Novosibirsk State University	Russian Federation	41.0	29.4	34.5	36.7	43.5	33.5-37.0
501-600	501-600	Oklahoma State University	United States	26.0	19.6	60.9	37.0	42.9	33.5-37.0
501-600	401-500	The Open University	United Kingdom	18.5	16.4	68.5	34.4	54.4	33.5-37.0
501-600	401-500	Oxford Brookes University	United Kingdom	30.4	26.1	44.6	34.4	77.4	33.5-37.0
501-600	501-600	University of Palermo	Italy	17.9	16.6	71.3	35.1	26.3	33.5-37.0
501-600	501-600	Parthenon-Sabote University - Paris 1	France	48.1	38.0	9.6	34.4	54.0	33.5-37.0
501-600	401-500	University of Parma	Italy	17.2	17.6	68.1	40.7	37.7	33.5-37.0
501-600	NR	Universidad Peruana Cayetano Heredia	Peru	15.4	11.5	76.3	34.7	45.9	33.5-37.0
501-600	601-800	University of the Philippines	Philippines	21.7	16.4	69.1	35.8	39.5	33.5-37.0

順位 Rank 2019	順位 Rank 2018	教育機関 Institution	国/地域 Country/region	教育 Teaching	研究 Research	被引用 論文 Citations	産業界 への 収入 Income	国際性 International Outlook	総合 Overall
501-600	401-500	Polytechnic University of Catalonia	Spain	29.7	17.3	53.7	40.9	56.2	33.5-37.0
501-600	501-600	Pontificia Javeriana University	Colombia	14.4	8.6	84.0	34.1	44.6	33.5-37.0
501-600	501-600	Pennin University of China	China	42.5	20.3	44.4	44.9	43.5	33.5-37.0
501-600	401-500	Saint Louis University	United States	36.6	14.9	60.5	36.3	28.5	33.5-37.0
501-600	501-600	Saint Petersburg State University	Russian Federation	48.3	28.6	23.5	35.5	38.9	33.5-37.0
501-600	401-500	San Diego State University	United States	28.0	18.6	61.6	37.8	26.4	33.5-37.0
501-600	401-500	Savitribai Phule Pure University	India	23.4	23.4	58.0	34.8	32.1	33.5-37.0
501-600	601-800	Savitribai Phule Pure University	India	38.8	15.4	50.7	35.6	17.6	33.5-37.0
501-600	501-600	Sejong University	South Korea	24.6	19.7	60.0	38.1	38.4	33.5-37.0
501-600	501-600	Shandong University	China	35.9	31.0	32.4	68.6	26.1	33.5-37.0
501-600	501-600	Soochow University	China	23.0	19.5	67.5	44.6	27.3	33.5-37.0
501-600	501-600	South China University of Technology	China	22.5	21.8	57.5	66.6	27.3	33.5-37.0
501-600	501-600	Southeast Cross University	Australia	29.5	31.4	42.2	95.2	25.5	33.5-37.0
501-600	501-600	Stevens Institute of Technology	United States	20.8	15.4	60.7	36.4	65.9	33.5-37.0
501-600	601-800	Taipei Medical University	Taiwan	28.9	29.2	48.1	96.4	35.1	33.5-37.0
501-600	401-500	University of Texas at San Antonio	United States	17.2	19.4	74.8	35.6	35.8	33.5-37.0
501-600	501-600	Tianjin University of Toledo	China	32.8	32.8	33.7	94.5	23.5	33.5-37.0
501-600	501-600	Tomsk State University	Russian Federation	28.4	20.1	52.3	69.5	53.0	33.5-37.0
501-600	501-600	Tomsk Polytechnic University	Russian Federation	29.4	20.1	52.3	69.5	53.0	33.5-37.0
501-600	501-600	Umsielit Turku Abdul Rahim (UTAR)	Malaysia	13.2	8.9	80.5	35.7	30.4	33.5-37.0
501-600	NR	University of Ulsan	South Korea	26.1	15.5	68.0	37.3	38.9	33.5-37.0
501-600	501-600	The University of the West Indies	Jamaica	19.4	21.8	68.7	49.4	21.6	33.5-37.0
501-600	NR	Worcester Polytechnic Institute	United States	20.9	17.5	62.4	35.0	55.1	33.5-37.0
501-600	401-500	Xiamen University	China	30.9	22.1	56.6	48.6	30.1	33.5-37.0
501-600	501-600	Xi'an Jiaotong University	China	32.3	27.7	41.8	60.8	40.0	33.5-37.0
601-800	601-800	University of the Aegean	Greece	16.8	17.0	47.9	34.8	36.2	26.0-33.4
601-800	601-800	University of Alcalá	Spain	30.4	14.5	37.5	41.0	61.6	26.0-33.4
601-800	601-800	University of Algarve	Portugal	18.5	12.5	41.1	35.8	68.1	26.0-33.4
601-800	601-800	American University in Cairo	Egypt	24.9	23.2	22.2	34.9	56.1	26.0-33.4
601-800	601-1000	Amrita Vishwa Vidyapeetham	India	22.7	11.1	39.8	48.2	46.8	26.0-33.4
601-800	601-800	University of the Andes, Colombia	Colombia	23.3	13.4	49.2	36.4	51.7	26.0-33.4
601-800	501-600	Aristotle University of Thessaloniki	Greece	17.7	15.7	60.3	40.9	40.3	26.0-33.4
601-800	501-600	University of Arkansas	United States	25.2	20.7	40.1	39.1	31.2	26.0-33.4
601-800	501-600	Athens University of Economics and Business	Greece	19.7	21.4	40.5	36.9	44.8	26.0-33.4
601-800	601-800	Auburn University	United States	32.8	20.8	34.8	44.2	17.6	26.0-33.4
601-800	601-800	Benaras Hindu University	India	31.1	16.5	43.3	34.7	40.1	26.0-33.4
601-800	601-800	Baylor University	United States	20.4	16.5	50.0	36.2	40.1	26.0-33.4
601-800	601-800	Beijing Institute of Technology	China	28.1	28.0	22.8	96.7	23.3	26.0-33.4
601-800	601-800	University of Beira Interior	Portugal	17.1	16.1	50.7	34.4	45.1	26.0-33.4
601-800	601-800	Ben-Gurion University of the Negev	Israel	29.7	28.2	39.2	45.0	36.6	26.0-33.4
601-800	NR	Benha University	Egypt	14.7	7.7	52.1	35.3	39.9	26.0-33.4
601-800	601-800	Beni-Suef University	Egypt	15.0	7.1	64.3	34.0	43.3	26.0-33.4

順位 Rank 2019	順位 Rank 2018	教育機関 Institution	国/地域 Country/region	教育 Teaching	研究 Research	被引用 論文 Citations	産業界 への 収入 Income	国際性 International Outlook	総合 Overall
601-800	601-800	University of Bradford	United Kingdom	19.5	15.6	30.7	36.4	81.3	26.0-33.4
601-800	601-800	University of Brighton	United Kingdom	16.8	13.6	44.6	34.9	73.9	26.0-33.4
601-800	501-600	Ca' Foscari University of Venice	Italy	24.7	26.6	37.0	37.1	44.6	26.0-33.4
601-800	601-800	University of Caglieri	Italy	17.2	13.2	59.8	36.0	37.0	26.0-33.4
601-800	601-800	Carlos III University of Madrid	Spain	26.4	16.0	37.3	37.8	58.6	26.0-33.4
601-800	NR	Catholic University of Portugal	Portugal	19.7	8.0	64.3	36.4	51.9	26.0-33.4
601-800	NR	University of Central Florida	United States	27.8	26.8	44.9	43.3	30.9	26.0-33.4
601-800	601-800	Central South University	China	27.9	28.3	41.7	92.7	23.1	26.0-33.4
601-800	601-800	Chang Gung University	Taiwan	20.7	24.9	30.4	80.9	22.6	26.0-33.4
601-800	601-800	Chiba University	Japan	26.6	18.1	32.2	49.8	24.9	26.0-33.4
601-800	601-800	University of Chile	Chile	24.3	18.0	34.6	34.0	50.5	26.0-33.4
601-800	601-800	China Agricultural University	China	32.4	25.9	41.5	48.9	20.8	26.0-33.4
601-800	601-800	China University of Geosciences, Beijing	China	27.7	15.7	39.5	48.2	24.6	26.0-33.4
601-800	NR	University of Clermont Auvergne	France	14.8	9.1	60.1	34.9	59.9	26.0-33.4
601-800	601-800	COMSATS Institute of Information Technology	Pakistan	15.6	9.0	63.2	34.1	45.5	26.0-33.4
601-800	501-600	Concordia University	Canada	18.9	25.2	40.7	37.1	81.6	26.0-33.4
601-800	601-1000	University of Costa Rica	Costa Rica	15.1	7.4	60.7	34.0	48.5	26.0-33.4
601-800	NR	Covenant University	Nigeria	25.6	13.9	36.9	28.1	28.1	26.0-33.4
601-800	601-800	Covenant University	Nigeria	17.0	11.2	39.5	34.1	85.9	26.0-33.4
601-800	601-800	Dalian University of Technology	China	23.6	21.8	36.2	81.3	25.6	26.0-33.4
601-800	601-800	University of Dayton	United States	30.5	23.3	24.9	39.6	31.8	26.0-33.4
601-800	601-800	University of Delhi	India	39.0	18.5	29.1	34.1	19.1	26.0-33.4
601-800	601-800	De Montfort University	United Kingdom	16.4	14.0	42.9	34.2	69.7	26.0-33.4
601-800	NR	University of Duisburg	Spain	29.3	24.8	29.8	38.2	46.9	26.0-33.4
601-800	501-600	East China Normal University	China	25.8	17.0	49.8	49.8	16.8	26.0-33.4
601-800	601-800	East China University of Science and Technology	China	21.6	16.8	43.7	51.7	16.8	26.0-33.4
601-800	601-800	Eastern Mediterranean University	Northern Cyprus	18.2	14.6	47.8	34.0	82.3	26.0-33.4
601-800	601-800	École Centrale de Lyon	France	32.0	18.4	23.7	64.2	66.7	26.0-33.4
601-800	601-800	École Normale Supérieure de Cachan	France	34.6	23.6	32.0	46.2	55.5</	

順位 Rank 2019	順位 Rank 2018	教育機関 Institution	国/地域 Country/region	教育 Teaching	研究 Research	被引用論文 Citations	産業界からの収入 Income	国際性 International Outlook	総合 Overall
601-800	601-800	Mississippi State University	United States	21.0	16.1	41.8	38.0	24.2	26.0-33.4
601-800	601-800	Miami University of Technology and Higher Education	Mexico	22.0	16.1	39.8	73.5	59.9	26.0-33.4
601-800	601-800	Nanjing Agricultural University	China	20.6	17.0	43.0	45.7	19.6	26.0-33.4
601-800	601-800	Nanjing Medical University	China	23.6	24.1	36.4	34.9	19.5	26.0-33.4
601-800	601-800	Nanjing Normal University	China	19.7	11.1	47.0	46.5	20.9	26.0-33.4
601-800	601-800	Nanjing Tech University	China	17.5	11.6	48.9	54.3	20.0	26.0-33.4
601-800	501-600	University of Nantes	France	19.0	19.8	56.4	37.0	49.1	26.0-33.4
601-800	601-800	National Autonomous University of Mexico	Mexico	32.6	28.1	19.2	55.7	40.5	26.0-33.4
601-800	601-800	National Institute of Applied Sciences of Lyon (NIA Lyon)	France	27.6	15.0	38.1	65.3	76.9	26.0-33.4
601-800	601-800	National Institute of Technology Bhubaneswar	India	26.1	13.2	44.2	37.3	16.4	26.0-33.4
601-800	601-800	National University of Science and Technology (NUST)	Russian Federation	23.1	17.4	28.8	65.4	59.2	26.0-33.4
601-800	601-800	National Sun Yat-Sen University	Taiwan	24.6	28.3	25.9	55.4	30.7	26.0-33.4
601-800	501-600	National Taiwan Normal University	Taiwan	32.0	36.3	23.0	78.3	51.1	26.0-33.4
601-800	NR	National University of Nevada, Las Vegas	United States	29.4	21.2	43.0	34.0	31.5	26.0-33.4
601-800	601-800	New Mexico State University	United States	21.8	14.3	53.9	36.6	35.5	26.0-33.4
601-800	NR	Nippon Medical School	Japan	28.5	25.0	44.3	35.6	26.7	26.0-33.4
601-800	601-800	University of North Carolina at Greensboro	United States	21.2	20.6	39.0	35.8	19.5	26.0-33.4
601-800	601-800	Northeast Normal University	China	27.0	10.1	50.9	34.9	17.1	26.0-33.4
601-800	601-800	Northwestern Polytechnical University	China	26.2	30.1	27.8	78.9	20.0	26.0-33.4
601-800	601-800	Nottingham Trent University	United Kingdom	16.4	12.5	52.1	34.2	63.4	26.0-33.4
601-800	601-800	Old Dominion University	United States	22.8	19.2	57.1	34.0	29.9	26.0-33.4
601-800	NR	Open University of Catalonia	Spain	12.8	12.5	71.3	34.9	39.8	26.0-33.4
601-800	601-800	Ono von Guericke University of Magdeburg	Germany	24.3	13.7	45.9	42.6	56.8	26.0-33.4
601-800	601-800	University of Oviedo	Spain	25.5	14.7	50.8	38.0	34.1	26.0-33.4
601-800	601-800	Palacky University Olomouc	Czech Republic	18.9	11.8	42.5	34.0	57.1	26.0-33.4
601-800	601-800	Panjab University	India	26.9	11.0	54.5	34.8	16.0	26.0-33.4
601-800	601-800	University of Pecs	Hungary	18.8	16.7	37.6	39.0	55.3	26.0-33.4
601-800	601-800	Peter the Great St. Petersburg Polytechnic University	Russian Federation	26.1	16.0	38.1	73.4	52.4	26.0-33.4
601-800	NR	Polytechnic Institute of Porto	Portugal	12.2	7.8	64.9	34.1	31.6	26.0-33.4
601-800	501-600	Polytechnic University of Valencia	Spain	25.4	12.0	45.2	44.5	47.5	26.0-33.4
601-800	501-600	Pontifical Catholic University of Chile	Chile	25.5	24.0	44.0	39.0	56.9	26.0-33.4
601-800	601-800	Pontifical Catholic University of Rio de Janeiro (PUC-Rio)	Brazil	27.0	21.8	30.6	96.2	43.5	26.0-33.4
601-800	601-800	Portland State University	United States	19.8	21.7	42.8	34.6	31.8	26.0-33.4
601-800	601-800	University of Pretoria	South Africa	23.8	28.7	35.7	59.4	51.0	26.0-33.4
601-800	601-800	Pusan National University	South Korea	27.8	28.2	28.4	63.2	35.3	26.0-33.4
601-800	501-600	Université du Québec	Canada	22.6	21.3	39.4	41.8	65.6	26.0-33.4
601-800	601-800	University of Regina	Canada	15.3	14.8	45.8	36.0	54.1	26.0-33.4
601-800	NR	University of Rennes 1	France	19.1	15.4	49.8	36.4	55.1	26.0-33.4
601-800	NR	Rikkyo University	Japan	14.4	8.6	60.7	34.3	38.9	26.0-33.4
601-800	601-800	Rochester Institute of Technology	United States	19.6	17.2	42.9	36.1	39.9	26.0-33.4
601-800	401-500	Roskilde University	Denmark	19.4	31.0	44.4	37.5	49.3	26.0-33.4
601-800	1001+	RUDN University	Russian Federation	38.3	10.3	19.6	36.9	70.7	26.0-33.4
601-800	601-800	Universiti Sains Malaysia	Malaysia	35.6	22.4	18.8	43.2	50.7	26.0-33.4
601-800	601-800	University of Salamanca	Spain	27.8	15.2	33.6	35.6	49.5	26.0-33.4
601-800	601-800	University of Seville	United Kingdom	18.1	15.4	34.5	34.5	71.4	26.0-33.4
601-800	NR	University of San Diego	United States	37.4	18.1	38.1	39.5	25.0	26.0-33.4

順位 Rank 2019	順位 Rank 2018	教育機関 Institution	国/地域 Country/region	教育 Teaching	研究 Research	被引用論文 Citations	産業界からの収入 Income	国際性 International Outlook	総合 Overall
601-800	601-800	University of Santiago de Compostela	Spain	26.8	16.0	50.5	39.0	44.3	26.0-33.4
601-800	501-600	University of Sassari	Italy	20.7	15.1	51.6	35.6	36.2	26.0-33.4
601-800	601-800	University of Seville	Spain	27.0	18.8	38.7	36.6	38.4	26.0-33.4
601-800	601-800	Sharif University of Technology	Iran	26.2	31.9	38.8	39.8	19.9	26.0-33.4
601-800	NR	Shenzhen University	China	15.8	17.7	62.6	46.9	26.7	26.0-33.4
601-800	501-600	Université de Sherbrooke	Canada	27.8	13.4	51.5	36.6	57.6	26.0-33.4
601-800	NR	Shiraz University of Technology	Iran	21.6	18.6	46.6	43.5	15.2	26.0-33.4
601-800	601-800	Sichuan University	China	32.7	27.4	32.0	76.9	19.5	26.0-33.4
601-800	601-800	Sogang University	South Korea	23.2	29.2	22.9	47.7	30.7	26.0-33.4
601-800	NR	University of South Alabama	United States	31.4	10.0	44.2	35.8	25.1	26.0-33.4
601-800	501-600	University of South Dakota	Australia	30.4	14.5	55.8	36.8	24.4	26.0-33.4
601-800	601-800	University of Southern Queensland	Australia	19.7	18.2	35.7	35.8	71.4	26.0-33.4
601-800	501-600	University of Split	Croatia	13.8	13.8	60.4	40.5	43.3	26.0-33.4
601-800	801-1000	Suez Canal University	Egypt	17.6	7.6	69.0	35.3	45.5	26.0-33.4
601-800	501-600	University of the Sunshine Coast	Australia	15.9	22.0	42.3	36.3	66.3	26.0-33.4
601-800	601-800	University of Steagad	Hungary	19.8	11.1	41.2	37.3	52.5	26.0-33.4
601-800	601-800	University of Tabriz	Iran	26.6	18.1	37.8	45.0	17.1	26.0-33.4
601-800	601-800	Tallinn University of Technology	Estonia	16.8	14.2	37.6	45.5	58.7	26.0-33.4
601-800	601-800	Technical University of Madrid	Spain	31.1	13.9	37.9	42.6	47.5	26.0-33.4
601-800	601-800	University of Technology of Compiègne	France	24.2	9.9	50.1	41.9	82.7	26.0-33.4
601-800	601-800	University of Tehran	Iran	33.8	22.5	35.0	34.0	22.4	26.0-33.4
601-800	601-800	Tehran University of Medical Sciences	Iran	48.1	15.8	30.1	37.9	21.1	26.0-33.4
601-800	601-800	Universiti Teknologi Malaysia	Malaysia	35.9	24.4	23.3	44.8	57.1	26.0-33.4
601-800	601-800	Universiti Teknologi Petronas	Malaysia	25.2	30.7	26.7	78.7	64.9	26.0-33.4
601-800	601-800	University of Texas at Arlington	United States	19.3	17.6	48.0	39.3	45.6	26.0-33.4
601-800	601-800	University of Texas at El Paso	United States	19.6	21.4	41.8	34.0	37.9	26.0-33.4
601-800	501-600	Texas Tech University	United States	30.5	20.7	42.3	36.7	44.6	26.0-33.4
601-800	601-800	Tezpur University	India	35.2	26.0	31.2	34.2	13.7	26.0-33.4
601-800	NR	University of Teras-Manis and Alio Duro	Portugal	22.3	20.8	34.1	34.0	37.3	26.0-33.4
601-800	501-600	Uster University	United Kingdom	19.8	18.2	39.5	35.2	75.3	26.0-33.4
601-800	601-800	The University of Aizu	Japan	18.7	11.9	40.3	38.3	67.8	26.0-33.4
601-800	601-800	University of Vigo	Spain	26.0	14.8	35.3	39.0	41.7	26.0-33.4
601-800	501-600	University of Warsaw	Poland	25.7	19.9	44.7	34.2	44.9	26.0-33.4
601-800	601-800	Waseda University	Japan	30.7	21.7	31.2	38.0	36.3	26.0-33.4
601-800	601-800	University of the West of England	United Kingdom	15.7	14.8	42.7	34.5	62.3	26.0-33.4
601-800	601-800	University of the Western Cape	South Africa	17.3	19.3	42.9	34.3	61.0	26.0-33.4
601-800	NR	Western Washington University	United States	14.7	10.2	61.1	34.0	22.2	26.0-33.4
601-800	601-800	University of Westminster	United Kingdom	18.2	15.4	36.2	34.4	84.9	26.0-33.4
601-800	NR	West Virginia University	United States	18.9	10.2	53.8	34.0	39.4	26.0-33.4
601-800	601-800	University of Windsor	Canada	32.6	18.9	34.4	37.4	69.1	26.0-33.4
601-800	601-800	University of Wolverhampton	United Kingdom	15.0	13.0	41.8	34.1	65.4	26.0-33.4
601-800	601-800	Yonsei University	South Korea	17.7	12.5	44.1	40.3	35.7	26.0-33.4
601-800	601-800	Yokohama City University	Japan	24.5	8.3	63.1	39.2	19.6	26.0-33.4
601-800	601-800	University of Zaragoza	Spain	27.9	12.4	47.7	38.1	37.0	26.0-33.4
601-1000	NR	Acharya Nagarjuna University	India	39.0	8.5	13.4	40.7	22.2	19.0-25.9
601-1000	801-1000	University of A Coruña	Spain	22.8	12.4	26.1	35.6	30.9	19.0-25.9

順位 Rank 2019	順位 Rank 2018	教育機関 Institution	国/地域 Country/region	教育 Teaching	研究 Research	被引用論文 Citations	産業界からの収入 Income	国際性 International Outlook	総合 Overall
801-1000	801-1000	Adam Mickiewicz University, Poznan	Poland	16.8	12.5	26.1	34.8	31.7	19.0-25.9
801-1000	601-800	AGH University of Science and Technology	Poland	16.6	13.1	26.6	36.7	20.4	19.0-25.9
801-1000	801-1000	University of Agriculture, Faisalabad	Pakistan	16.9	16.3	23.8	36.2	31.8	19.0-25.9
801-1000	NR	Aichi Medical University	Japan	24.6	10.5	28.0	37.8	17.1	19.0-25.9
801-1000	801-1000	Ajou University	South Korea	24.3	18.0	26.4	50.7	26.1	19.0-25.9
801-1000	801-1000	Alexandria University	Egypt	15.3	10.3	27.4	40.7	44.4	19.0-25.9
801-1000	NR	Al-Farabi Kazakh National University	Kazakhstan	24.3	9.4	15.4	42.7	59.7	19.0-25.9
801-1000	801-1000	University of Alicante	Spain	23.6	13.6	28.4	36.5	39.9	19.0-25.9
801-1000	601-800	Aligarh Muslim University	India	30.9	9.2	37.4	34.0	24.4	19.0-25.9
801-1000	801-1000	University of Almeria	Spain	17.3	12.5	24.0	36.0	35.9	19.0-25.9
801-1000	601-800	American University of Sharjah	United Arab Emirates	18.0	13.6	20.2	36.4	95.9	19.0-25.9
8									

順位 Rank 2019	順位 Rank 2018	教育機関 Institution	国/地域 Country/region	教育 Teaching	研究 Research	被引用論文 Citations	産業界への収入 Industry Income	国際性 International Outlook	総合 Overall
801-1000	801-1000	University of Jordan	Jordan	21.8	9.6	132	38.5	65.1	19.0-25.9
801-1000	601-800	Kagawa University	Japan	20.4	11.5	29.8	38.7	28.1	19.0-25.9
801-1000	601-800	Kanazawa University	Japan	26.3	17.9	27.5	36.2	23.0	19.0-25.9
801-1000	601-800	Kansai Medical University	Japan	28.6	7.9	30.3	34.5	16.9	19.0-25.9
801-1000	601-800	Kaohsiung Medical University	Taiwan	19.5	21.0	26.8	49.3	26.4	19.0-25.9
801-1000	601-800	King Juan Carlos University	Spain	18.2	11.2	35.1	36.4	47.3	19.0-25.9
801-1000	601-800	King Mongkut's University of Technology Thonburi	Thailand	15.8	14.5	25.3	73.2	29.6	19.0-25.9
801-1000	601-800	K.N. Toosi University of Technology	Iran	22.2	18.8	25.9	49.3	18.3	19.0-25.9
801-1000	601-800	Kochi University	Japan	19.1	10.8	25.5	38.7	25.5	19.0-25.9
801-1000	601-800	Kumamoto University	Japan	25.6	13.7	22.5	43.3	27.2	19.0-25.9
801-1000	601-800	Kuwait National University	Kuwait	17.7	9.4	26.0	36.9	71.9	19.0-25.9
801-1000	601-800	Kyungpook National University	South Korea	23.9	25.6	25.1	42.2	26.7	19.0-25.9
801-1000	801-1000	Kyushu Institute of Technology (Kyutech)	Japan	19.3	12.3	23.1	48.0	26.3	19.0-25.9
801-1000	801-1000	Leeds Beckett University	Latvia	15.9	11.1	24.0	36.2	40.5	19.0-25.9
801-1000	601-800	University of Maribor	United Kingdom	14.3	12.5	37.0	34.4	48.8	19.0-25.9
801-1000	601-800	University of Marrakech Cadi Ayyad	Slovenia	18.2	16.1	37.1	39.1	36.6	19.0-25.9
801-1000	801-1000	University of Mazandaran	Morocco	15.8	7.8	28.6	36.3	42.0	19.0-25.9
801-1000	NR	Metropolitan Autonomous University	Iran	28.5	11.3	36.3	37.0	16.3	19.0-25.9
801-1000	801-1000	Mohammed V University of Rabat	Mexico	15.5	15.7	42.2	39.0	24.9	19.0-25.9
801-1000	801-1000	University of Murcia	Morocco	24.9	8.9	28.6	40.8	28.8	19.0-25.9
801-1000	601-800	Nagasaki University	Spain	27.4	13.2	32.2	35.3	37.6	19.0-25.9
801-1000	801-1000	Nagoya City University	Japan	24.8	13.8	21.2	40.2	27.2	19.0-25.9
801-1000	601-800	National Central University	Taiwan	22.1	13.0	26.4	45.5	19.8	19.0-25.9
801-1000	601-800	National Chengchi University	Taiwan	24.6	22.7	21.6	64.9	37.8	19.0-25.9
801-1000	NR	National Chung Hsing University	Taiwan	24.3	29.5	9.5	48.9	45.2	19.0-25.9
801-1000	NR	National Chung Hsing University	Taiwan	19.8	15.1	20.2	45.0	22.1	19.0-25.9
801-1000	NR	National Dong Hwa University	Argentina	17.1	7.0	29.3	34.0	41.5	19.0-25.9
801-1000	NR	National University of San Martin	Taiwan	15.7	25.0	24.8	41.9	35.8	19.0-25.9
801-1000	601-800	National University of Sciences and Technology	Argentina	15.9	8.5	33.0	34.6	37.7	19.0-25.9
801-1000	801-1000	National Taipei University	Pakistan	20.7	10.0	34.4	34.1	37.5	19.0-25.9
801-1000	801-1000	National Taipei University of Technology	Taiwan	19.8	22.8	23.6	35.4	22.4	19.0-25.9
801-1000	801-1000	National Taiwan Ocean University	Taiwan	19.6	19.2	22.9	87.5	26.8	19.0-25.9
801-1000	801-1000	National Taiwan University of Technology	Taiwan	18.0	22.3	16.0	51.8	24.8	19.0-25.9
801-1000	NR	National Institute of Technology, Trichyapalli	Taiwan	23.5	15.8	29.7	35.7	21.2	19.0-25.9
801-1000	801-1000	Niigata University	India	23.6	12.2	31.5	39.5	24.0	19.0-25.9
801-1000	NR	Norandy University	France	15.6	12.3	40.8	35.8	52.4	19.0-25.9
801-1000	801-1000	Northeastern University	China	21.7	22.8	12.8	98.5	28.9	19.0-25.9
801-1000	601-800	University of Northern British Columbia (UNBC)	Canada	17.9	16.8	28.5	34.4	37.1	19.0-25.9
801-1000	801-1000	NorthWest A&F University	China	18.6	13.1	33.7	42.0	18.4	19.0-25.9
801-1000	801-1000	Novosibirsk State Technical University	China	19.0	12.0	29.5	41.8	21.6	19.0-25.9
801-1000	801-1000	Oakland University	Russian Federation	20.3	11.8	21.4	37.3	32.1	19.0-25.9
801-1000	801-1000	Ocean University of China	United States	21.0	12.7	23.4	34.9	26.8	19.0-25.9
801-1000	801-1000	Osaka City University	China	20.3	14.8	23.3	47.0	21.5	19.0-25.9
801-1000	601-800	Osaka University	Japan	25.9	16.3	26.7	49.4	23.2	19.0-25.9
801-1000	601-800	Osaka University	Japan	25.1	14.0	28.0	40.0	24.3	19.0-25.9
801-1000	801-1000	Oranania University	India	37.2	9.4	15.2	34.2	15.7	19.0-25.9

801-1000	801-1000	University of Ostrava	Czech Republic	14.6	12.7	26.4	34.1	40.5	19.0-25.9
801-1000	NR	Pablo de Olavide University	Spain	24.0	13.2	32.9	34.5	50.0	19.0-25.9
801-1000	801-1000	Paris Nanterre University	France	23.2	14.5	15.1	34.3	48.0	19.0-25.9
801-1000	601-800	University of Patras	Greece	16.4	12.5	41.7	39.4	36.2	19.0-25.9
801-1000	801-1000	Pondicherry University	India	34.1	16.1	22.2	34.0	14.0	19.0-25.9
801-1000	601-800	Pontifical Catholic University of Peru	Peru	19.5	7.9	43.7	34.3	48.9	19.0-25.9
801-1000	801-1000	Pontifical Catholic University of Rio Grande do Sul (PUCRS)	Brazil	16.8	11.0	39.5	48.9	26.3	19.0-25.9
801-1000	601-800	Universiti Putra Malaysia	Malaysia	26.9	18.5	18.1	38.1	64.1	19.0-25.9
801-1000	801-1000	Universiti Tunku Abdul Razak	Malaysia	17.9	15.6	30.4	50.7	36.2	19.0-25.9
801-1000	801-1000	Robert Gordon University	United Kingdom	15.0	10.5	21.0	34.8	72.4	19.0-25.9
801-1000	801-1000	University of Roehampton	United Kingdom	17.9	19.8	23.4	34.1	74.9	19.0-25.9
801-1000	801-1000	Saitama University	Japan	18.3	12.6	22.8	35.2	29.4	19.0-25.9
801-1000	NR	Samara University	Russian Federation	19.2	12.2	43.3	46.0	24.9	19.0-25.9
801-1000	601-800	Sao Paulo State University (UNESP)	Brazil	37.1	19.9	14.7	35.4	25.1	19.0-25.9
801-1000	NR	Sapporo Medical University	Japan	29.0	11.4	26.3	44.1	14.8	19.0-25.9
801-1000	601-800	University of Science and Technology Beijing	China	24.3	23.0	23.4	54.0	18.6	19.0-25.9
801-1000	601-800	University of Seoul	South Korea	23.3	20.9	25.0	40.3	27.8	19.0-25.9
801-1000	NR	University of Stax	Tunisia	24.8	10.0	20.2	34.0	39.3	19.0-25.9
801-1000	801-1000	Shahid Beheshti University	Iran	19.1	18.6	29.9	48.9	17.4	19.0-25.9
801-1000	NR	Shahid Beheshti University of Medical Sciences	Iran	40.8	12.0	19.7	38.4	15.5	19.0-25.9
801-1000	601-800	Shanghai University	China	19.4	24.2	29.2	68.2	30.2	19.0-25.9
801-1000	601-800	Shantou University	China	20.4	12.2	37.2	37.5	37.0	19.0-25.9
801-1000	801-1000	University of Sharjah	United Arab Emirates	16.0	10.3	24.4	38.1	99.1	19.0-25.9
801-1000	801-1000	Sheffield Hallam University	United Kingdom	16.7	12.6	32.2	34.4	51.8	19.0-25.9
801-1000	801-1000	Shinshu University	Japan	21.0	14.4	26.9	41.5	23.6	19.0-25.9
801-1000	801-1000	Sriharz University	Iran	22.1	22.4	21.4	60.4	17.1	19.0-25.9
801-1000	1001+	Sulih Mohamed Ben Abdellah University	Morocco	22.2	7.2	40.8	34.1	24.7	19.0-25.9
801-1000	NR	Sohag University	Egypt	18.5	7.1	38.9	34.3	43.6	19.0-25.9
801-1000	NR	Southern Medical University	China	26.5	11.2	19.8	39.0	21.0	19.0-25.9
801-1000	601-800	University of South Wales	United Kingdom	14.9	9.5	28.5	34.5	62.2	19.0-25.9
801-1000	801-1000	St. Verkateswara University	India	36.6	9.7	27.2	34.6	19.1	19.0-25.9
801-1000	801-1000	Staffordshire University	United Kingdom	16.3	9.3	38.4	34.2	50.8	19.0-25.9
801-1000	801-1000	Sultan Qaboos University	Oman	22.6	10.5	16.8	40.8	72.0	19.0-25.9
801-1000	601-800	Suraneer University of Technology	Thailand	19.7	11.3	35.1	40.5	32.1	19.0-25.9
801-1000	801-1000	University of Talca	Chile	13.0	10.8	25.2	34.0	50.5	19.0-25.9
801-1000	NR	Tanta University	Egypt	32.8	7.2	26.1	34.1	40.4	19.0-25.9
801-1000	601-800	Teesside University	United Kingdom	15.4	10.0	39.9	34.3	52.6	19.0-25.9
801-1000	801-1000	Universiti Tenaga Nasional (UNITEN)	Malaysia	15.7	13.1	24.6	81.0	35.1	19.0-25.9
801-1000	801-1000	Texas State University	United States	17.4	11.7	24.4	34.4	30.5	19.0-25.9
801-1000	801-1000	Thapar University	India	19.9	9.1	34.0	35.7	18.5	19.0-25.9
801-1000	NR	Toho University	Japan	18.2	13.8	24.6	38.7	16.9	19.0-25.9
801-1000	801-1000	Tokushima University	Japan	25.3	18.8	15.6	56.6	21.2	19.0-25.9
801-1000	801-1000	Toyo University of Agriculture and Technology	Japan	26.1	23.6	20.2	46.6	23.9	19.0-25.9
801-1000	NR	Tokyo Medical University	Japan	29.4	11.4	36.6	36.9	16.1	19.0-25.9
801-1000	601-800	Tokyo University of Science	Japan	21.0	24.5	23.3	41.2	19.4	19.0-25.9
801-1000	801-1000	Toyohashi University of Technology (TUT)	Japan	20.4	17.6	17.7	47.2	25.3	19.0-25.9
801-1000	801-1000	University of Ostrava	Czech Republic	21.0	13.8	17.7	41.7	25.5	19.0-25.9
801-1000	NR	Ceará State University	Brazil	16.2	7.7	8.6	34.0	16.1	19.0-25.9
801-1000	1001+	Chaoyang University of Technology	Taiwan	12.0	10.8	4.7	41.4	22.5	19.0-25.9
801-1000	NR	University of Chester	United Kingdom	16.3	11.9	20.7	35.1	43.2	19.0-25.9
801-1000	1001+	Chiba Institute of Technology	Japan	13.6	8.8	6.3	36.4	16.0	19.0-25.9
801-1000	NR	Chubu University	Japan	14.7	8.9	6.4	40.3	17.6	19.0-25.9
801-1000	801-1000	Chungnam National University	South Korea	21.7	19.9	11.6	40.5	22.7	19.0-25.9
801-1000	801-1000	Chuo University	Japan	26.1	9.8	14.1	36.4	21.5	19.0-25.9
801-1000	801-1000	Cochin University of Science and Technology	India	21.7	10.0	7.2	34.7	14.5	19.0-25.9
801-1000	801-1000	University of Colombo	Sri Lanka	24.8	7.8	10.7	34.0	39.8	19.0-25.9
801-1000	NR	University of Concepcion	Chile	14.8	13.3	18.2	55.1	48.5	19.0-25.9
801-1000	NR	University of Constantine 1	Algeria	17.6	7.2	7.1	34.8	37.5	19.0-25.9
801-1000	801-1000	Covinius University of Budapest	Hungary	15.5	11.2	20.3	34.2	42.8	19.0-25.9
801-1000	NR	Cukurova University	Turkey	14.4	12.4	11.2	87.6	19.1	19.0-25.9
801-1000	NR	University of Dar es Salaam	Tanzania	14.4	8.2	18.5	34.0	45.6	19.0-25.9
801-1000	NR	Del Rosario University	Colombia	15.6	8.9	18.1	34.2	45.6	19.0-25.9
801-1000	NR	Democritus University of Thrace	Greece	13.6	8.1	28.0	34.9	30.3	19.0-25.9
801-1000	1001+	Dokuz Eylul University	Turkey	14.7	8.9	6.4	40.3	17.6	19.0-25.9
801-1000	1001+	Doshisha University	Japan	14.5	9.2	6.4	35.1	26.8	19.0-25.9
801-1000	NR	University of Economics, Prague	Czech Republic	16.8	12.7	6.5	34.4	44.3	19.0-25.9
801-1000	801-1000	Elime University	Japan	21.0	13.8	17.7	41.7	25.5	19.0-25.9
801-1000	801-1000	The University of Electric Communications	Japan	18.4	18.6	13.2	40.3	28.0	19.0-25.9
801-1000	NR	University of Engineering & Technology (UET) Lahore	Pakistan	14.4	7.7	13.8	34.2	43.8	19.0-25.9
801-1000	1001+	Far Eastern Federal University	Russian Federation	20.7	10.5	10.3	36.0	39.3	19.0-25.9
801-1000	801-1000	Federal University of Ceara (UFC)	Brazil	22.4	9.9	21.4	36.0	24.1	19.0-25.9
801-1000									

順位 Rank 2019	順位 Rank 2018	教育機関 Institution	国/地域 Country/region	教育 Teaching	研究 Research	被引用論文 Citations	産業界からの収入 Income	国際性 International Outlook	総合 Overall
1001+	1001+	Government College University Lahore	Pakistan	16.6	9.7	4.3	34.1	40.3	9.8-18.9
1001+	801-1000	Gene T. Roper University of Medicine and Pharmacy	Romania	17.1	7.6	10.6	34.2	46.0	9.8-18.9
1001+	1001+	University of Guadalajara	Mexico	14.6	7.6	10.8	34.0	29.0	9.8-18.9
1001+	1001+	NR University of Guanajuato	Mexico	15.0	7.8	14.3	34.0	32.9	9.8-18.9
1001+	1001+	Guangxi University	China	14.5	9.6	11.5	42.6	20.5	9.8-18.9
1001+	NR	Gunma University	Japan	26.0	13.6	14.3	36.8	18.8	9.8-18.9
1001+	801-1000	Halim University	South Korea	18.2	14.8	14.6	35.2	20.3	9.8-18.9
1001+	NR	Hardin Engineering University	China	20.7	19.0	11.5	80.5	15.9	9.8-18.9
1001+	1001+	Heshan University	Jordan	12.4	9.7	6.1	34.0	47.0	9.8-18.9
1001+	NR	Helwan University	Egypt	15.7	7.5	17.7	34.3	40.2	9.8-18.9
1001+	1001+	Hosei University	Japan	15.6	9.1	23.8	34.9	23.6	9.8-18.9
1001+	801-1000	Huangdao University	China	12.8	9.4	20.5	38.1	44.4	9.8-18.9
1001+	1001+	University of Hyogo	Japan	16.1	12.9	10.2	44.6	17.5	9.8-18.9
1001+	1001+	Ibarak University	Japan	16.9	9.3	9.0	37.4	22.4	9.8-18.9
1001+	801-1000	Ismail Abdullrahman Bin Faisal University	Saudi Arabia	19.3	7.2	7.0	34.5	72.0	9.8-18.9
1001+	NR	Incheon National University	South Korea	16.4	12.9	21.3	36.2	31.6	9.8-18.9
1001+	801-1000	I-Shou University	Taiwan	13.2	15.4	13.6	47.3	27.7	9.8-18.9
1001+	1001+	Ikane Jyokushinshi Tohri State University	Georgia	15.2	9.0	3.2	34.0	44.4	9.8-18.9
1001+	1001+	Ivan Franko National University of Lviv	Ukraine	19.7	7.6	3.2	34.0	36.4	9.8-18.9
1001+	NR	Iwate University	Japan	18.3	9.8	15.0	43.0	21.6	9.8-18.9
1001+	801-1000	Izmit Institute of Technology	Turkey	15.8	10.3	25.3	41.9	30.2	9.8-18.9
1001+	801-1000	Kagoshima University	Japan	20.9	11.5	16.8	41.9	21.4	9.8-18.9
1001+	1001+	Kangazawa University	Japan	13.9	7.2	11.9	34.0	28.0	9.8-18.9
1001+	1001+	Kansai University	Japan	23.4	7.9	5.2	35.1	22.7	9.8-18.9
1001+	801-1000	Kassetsart University	Thailand	17.2	11.4	10.3	56.5	36.1	9.8-18.9
1001+	1001+	Kanuas University of Technology	Lithuania	15.6	11.1	4.1	37.5	24.9	9.8-18.9
1001+	NR	Kazan National Research Technological University	Russian Federation	16.1	7.3	17.4	48.0	23.5	9.8-18.9
1001+	801-1000	University of Kerala	India	32.3	8.4	11.9	34.2	13.8	9.8-18.9
1001+	NR	Kharazmi University	Iran	19.0	9.0	19.1	35.4	15.9	9.8-18.9
1001+	801-1000	Khon Kaen University	Thailand	21.5	11.0	17.2	49.8	31.5	9.8-18.9
1001+	801-1000	King Mongkut's Institute of Technology Ladkrabang	Thailand	15.4	20.2	6.7	84.0	18.3	9.8-18.9
1001+	1001+	King Mongkut's University of Technology North Bangkok	Thailand	15.4	9.0	13.3	38.4	21.6	9.8-18.9
1001+	801-1000	Kiassao University	Japan	23.5	9.2	18.8	41.9	15.7	9.8-18.9
1001+	NR	KIT University	India	15.3	7.5	24.4	34.3	15.1	9.8-18.9
1001+	1001+	Kogakuin University	Japan	15.5	9.3	9.1	40.7	17.8	9.8-18.9
1001+	NR	Kookmin University	South Korea	17.5	9.6	17.0	36.9	27.5	9.8-18.9
1001+	801-1000	Kyoto Institute of Technology	Japan	20.2	15.1	11.2	41.7	21.0	9.8-18.9
1001+	1001+	Kyushu University of Lahore	Pakistan	13.3	8.7	27.1	34.1	34.9	9.8-18.9
1001+	NR	University of León	Spain	17.4	10.1	23.6	35.7	33.1	9.8-18.9
1001+	NR	L.N. Gumilyov Eurasian National University	Kazakhstan	21.7	7.6	12.6	34.0	48.1	9.8-18.9
1001+	801-1000	Lobachevsky State University of Nizhni Novgorod	Russian Federation	23.6	10.7	13.0	43.2	27.6	9.8-18.9
1001+	1001+	University of Lodz	Poland	15.9	10.0	13.1	34.1	22.9	9.8-18.9
1001+	1001+	Lodz University of Technology	Poland	15.9	10.6	15.9	36.8	21.6	9.8-18.9
1001+	801-1000	London South Bank University	United Kingdom	14.5	10.0	15.8	34.5	71.3	9.8-18.9
1001+	1001+	Londrina State University	Brazil	21.3	19.5	14.0	34.0	17.5	9.8-18.9

順位 Rank 2019	順位 Rank 2018	教育機関 Institution	国/地域 Country/region	教育 Teaching	研究 Research	被引用論文 Citations	産業界からの収入 Income	国際性 International Outlook	総合 Overall
1001+	1001+	Perpetual Bolivian University (PUBU) - Medellin	Colombia	16.0	8.0	4.8	36.3	35.1	9.8-18.9
1001+	801-1000	Pontifical Catholic University of Parana	Brazil	15.4	9.4	16.1	36.1	24.7	9.8-18.9
1001+	801-1000	Pontifical Catholic University of Valparaiso	Chile	15.3	14.3	13.8	46.9	48.7	9.8-18.9
1001+	1001+	Prince of Songkla University	Thailand	15.1	9.0	21.5	36.2	31.7	9.8-18.9
1001+	1001+	PSG College of Technology	India	13.3	9.3	13.0	34.6	13.4	9.8-18.9
1001+	801-1000	Plo de Jaleiro State University (PJER)	Brazil	23.0	10.7	12.1	41.4	21.0	9.8-18.9
1001+	801-1000	Ritsumeikan University	Japan	17.2	11.2	14.0	34.9	31.6	9.8-18.9
1001+	NR	University of the Ryukyus	Japan	18.3	11.1	11.4	42.3	25.4	9.8-18.9
1001+	801-1000	Saga University	Japan	20.7	11.8	17.6	48.2	23.1	9.8-18.9
1001+	801-1000	Saitama Medical University	Japan	23.5	9.0	21.2	37.7	14.6	9.8-18.9
1001+	801-1000	University of Santiago, Chile (USACH)	Chile	15.1	11.4	12.1	34.1	46.2	9.8-18.9
1001+	1001+	SASTRA University	India	14.3	8.7	17.3	34.4	13.2	9.8-18.9
1001+	1001+	Sarygama Institute of Science and Technology	India	15.9	8.4	3.4	34.5	15.0	9.8-18.9
1001+	NR	University of Sciences and Technology Houari Boumediene	Algeria	15.6	7.9	8.9	34.0	35.2	9.8-18.9
1001+	1001+	Sechenov University	Russian Federation	21.8	8.6	1.4	35.9	29.7	9.8-18.9
1001+	801-1000	Seoul National University of Science and Technology (SKY)	South Korea	22.2	15.6	15.0	39.2	19.8	9.8-18.9
1001+	NR	Southern Institute of Technology	Indonesia	16.1	9.2	20.6	52.5	29.6	9.8-18.9
1001+	NR	Shahid Behrooz University of Kerman	Iran	14.6	11.4	11.5	35.6	14.1	9.8-18.9
1001+	NR	Shanghai Maritime University	China	13.5	9.3	23.4	46.6	32.8	9.8-18.9
1001+	1001+	Shibaura Institute of Technology Tokyo	Japan	17.4	12.5	8.0	38.3	34.8	9.8-18.9
1001+	801-1000	Shinane University	Japan	22.6	10.9	12.0	37.5	19.3	9.8-18.9
1001+	801-1000	Shizuoka University	Japan	17.1	12.9	13.9	38.4	25.4	9.8-18.9
1001+	NR	University of Shizuoka	Japan	20.0	11.9	13.3	37.4	20.6	9.8-18.9
1001+	1001+	Shouwa University	Japan	30.3	8.6	16.8	36.3	16.1	9.8-18.9
1001+	1001+	Siberian Federal University	Russian Federation	16.8	10.8	6.8	52.6	19.9	9.8-18.9
1001+	801-1000	University of Silesia in Katowice	Poland	17.4	8.5	18.7	34.1	23.0	9.8-18.9
1001+	801-1000	Simon Bolivar University	Venezuela	16.0	8.4	16.8	49.5	44.4	9.8-18.9
1001+	1001+	University of the Sinos Valley	Brazil	20.8	14.2	14.7	34.9	19.3	9.8-18.9
1001+	801-1000	Slovak University of Technology in Bratislava	Slovakia	20.3	11.1	9.9	36.5	26.5	9.8-18.9
1001+	1001+	Sofia University	Bulgaria	18.4	9.5	12.6	35.2	42.1	9.8-18.9
1001+	NR	Sopha University of Sonora	Mexico	12.8	7.2	6.9	34.0	27.5	9.8-18.9
1001+	801-1000	Sophia University	Japan	18.4	11.3	11.6	35.3	39.3	9.8-18.9
1001+	801-1000	University of South Africa	South Africa	20.2	15.8	9.9	34.9	35.0	9.8-18.9
1001+	NR	University of South China	China	21.6	6.9	8.1	35.5	14.8	9.8-18.9
1001+	801-1000	Southern Federal University	Russian Federation	21.3	9.7	12.9	42.0	25.3	9.8-18.9
1001+	801-1000	University of Southern Mississippi	United States	19.8	11.3	22.0	38.3	26.4	9.8-18.9
1001+	1001+	South Valley University	Egypt	10.7	7.1	23.2	34.1	44.8	9.8-18.9
1001+	801-1000	Southwest Jiaotong University	China	16.7	15.4	12.8	37.7	22.7	9.8-18.9
1001+	NR	Srinakharinwirot University	Thailand	15.0	7.8	11.1	34.2	20.5	9.8-18.9
1001+	1001+	SPM Institute of Science and Technology	India	14.2	7.8	14.0	34.2	16.4	9.8-18.9
1001+	1001+	State University of Maringá	Brazil	20.7	10.0	6.4	34.4	16.0	9.8-18.9
1001+	801-1000	State University of Ponta Grossa	Brazil	17.3	18.8	16.8	34.0	16.5	9.8-18.9
1001+	1001+	Western Paraná State University	Brazil	21.8	7.3	2.9	34.1	13.7	9.8-18.9
1001+	NR	St. Petersburg Electrotechnical University (LETI)	Russian Federation	18.3	9.3	19.5	34.0	26.2	9.8-18.9
1001+	1001+	Tamil Nadu Agricultural University	India	26.0	9.1	1.8	39.2	14.3	9.8-18.9

順位 Rank 2019	順位 Rank 2018	教育機関 Institution	国/地域 Country/region	教育 Teaching	研究 Research	被引用論文 Citations	産業界からの収入 Income	国際性 International Outlook	総合 Overall
1001+	1001+	Perpetual Bolivian University (PUBU) - Medellin	Colombia	16.0	8.0	4.8	36.3	35.1	9.8-18.9
1001+	801-1000	Pontifical Catholic University of Parana	Brazil	15.4	9.4	16.1	36.1	24.7	9.8-18.9
1001+	801-1000	Pontifical Catholic University of Valparaiso	Chile	15.3	14.3	13.8	46.9	48.7	9.8-18.9
1001+	1001+	Prince of Songkla University	Thailand	15.1	9.0	21.5	36.2	31.7	9.8-18.9
1001+	1001+	PSG College of Technology	India	13.3	9.3	13.0	34.6	13.4	9.8-18.9
1001+	801-1000	Plo de Jaleiro State University (PJER)	Brazil	23.0	10.7	12.1	41.4	21.0	9.8-18.9
1001+	801-1000	Ritsumeikan University	Japan	17.2	11.2	14.0	34.9	31.6	9.8-18.9
1001+	NR	University of the Ryukyus	Japan	18.3	11.1	11.4	42.3	25.4	9.8-18.9
1001+	801-1000	Saga University	Japan	20.7	11.8	17.6	48.2	23.1	9.8-18.9
1001+	801-1000	Saitama Medical University	Japan	23.5	9.0	21.2	37.7	14.6	9.8-18.9
1001+	801-1000	University of Santiago, Chile (USACH)	Chile	15.1	11.4	12.1	34.1	46.2	9.8-18.9
1001+	1001+	SASTRA University	India	14.3	8.7	17.3	34.4	13.2	9.8-18.9
1001+	1001+	Sarygama Institute of Science and Technology	India	15.9	8.4	3.4	34.5	15.0	9.8-18.9
1001+	NR	University of Sciences and Technology Houari Boumediene	Algeria	15.6	7.9	8.9	34.0	35.2	9.8-18.9
1001+	1001+	Sechenov University	Russian Federation	21.8	8.6	1.4	35.9	29.7	9.8-18.9
1001+	801-1000	Seoul National University of Science and Technology (SKY)	South Korea	22.2	15.6	15.0	39.2	19.8	9.8-18.9
1001+	NR	Southern Institute of Technology	Indonesia	16.1	9.2	20.6	52.5	29.6	9.8-18.9
1001+	NR	Shahid Behrooz University of Kerman	Iran	14.6	11.4	11.5	35.6	14.1	9.8-18.9
1001+	NR	Shanghai Maritime University	China	13.5	9.3	23.4	46.6	32.8	9.8-18.9
1001+	1001+	Shibaura Institute of Technology Tokyo	Japan	17.4	12.5	8.0	38.3	34.8	9.8-18.9
1001+	801-1000	Shinane University	Japan	22.6	10.9	12.0	37.5	19.3	9.8-18.9
1001+	801-1000	Shizuoka University	Japan	17.1	12.9	13.9	38.4	25.4	9.8-18.9
1001+	NR	University of Shizuoka	Japan	20.0	11.9	13.3	37.4	20.6	9.8-18.9
1001+	1001+	Shouwa University	Japan	30.3	8.6	16.8	36.3	16.1	9.8-18.9
1001+	1001+	Siberian Federal University	Russian Federation	16.8	10.8	6.8	52.6	19.9	9.8-18.9
1001+	801-1000	University of Silesia in Katowice	Poland	17.4	8.5	18.7	34.1	23.0	9.8-18.9
1001+	801-1000	Simon Bolivar University	Venezuela	16.0	8.4	16.8	49.5	44.4	9.8-18.9
1001+	1001+	University of the Sinos Valley	Brazil	20.8	14.2	14.7	34.9	19.3	9.8-18.9
1001+	801-1000	Slovak University of Technology in Bratislava	Slovakia	20.3	11.1	9.9	36.5	26.5	9.8-18.9
1001+	1001+	Sofia University	Bulgaria	18.4	9.5	12.6	35.2	42.1	9.8-18.9
1001+	NR	Sopha University of Sonora	Mexico	12.8	7.2	6.9	34.0	27.5	9.8-18.9
1001+	801-1000								